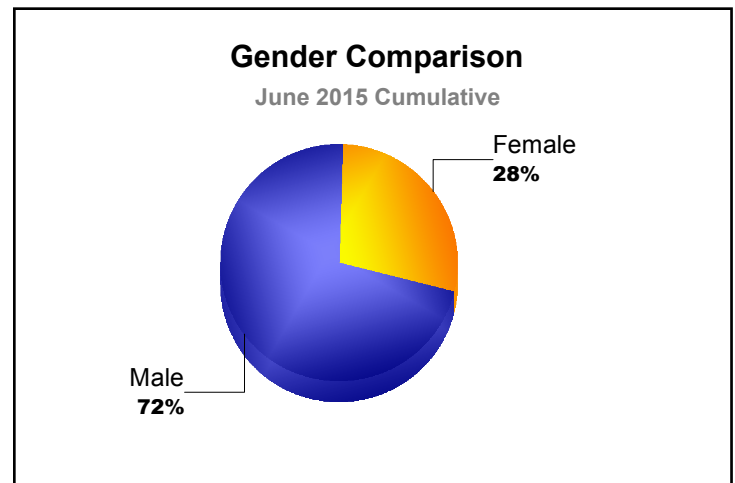
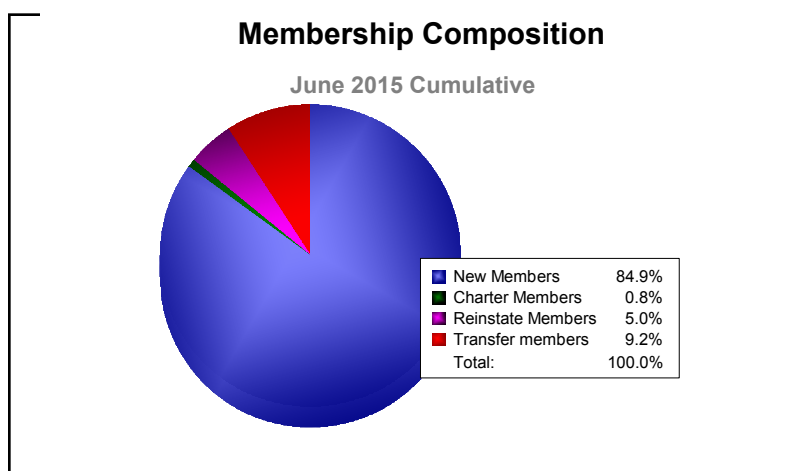
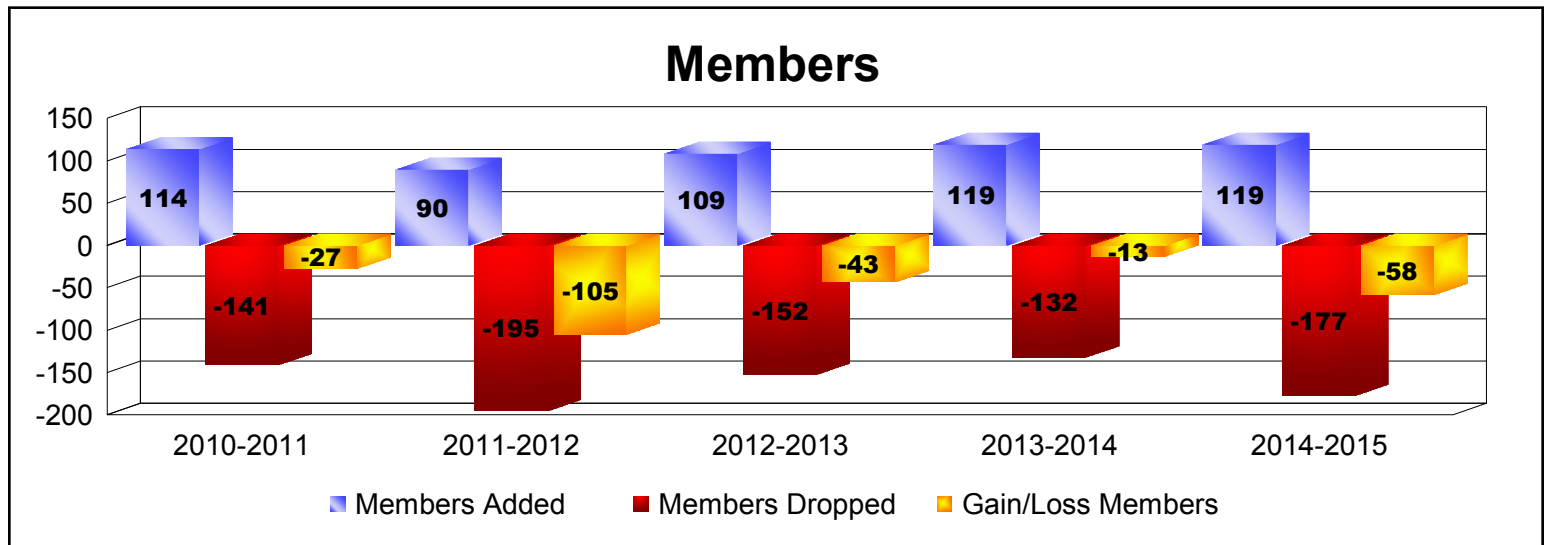
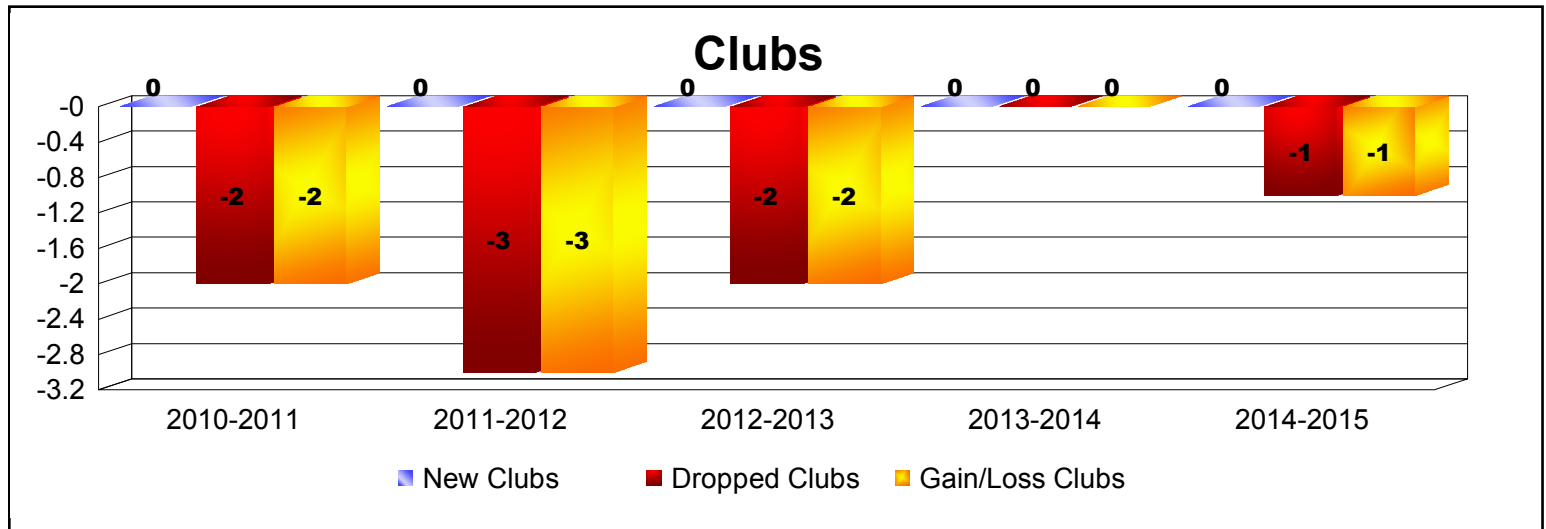


Year	New Clubs	Dropped Clubs	Gain/ Loss Clubs	New Members	Charter Members	Reinstate Members	Transfer Members	Total Member Added	Total Members Dropped	Gain/ Loss Members
2010-2011	0	-2	-2	102	0	4	8	114	-141	-27
2011-2012	0	-3	-3	83	0	3	4	90	-195	-105
2012-2013	0	-2	-2	90	3	8	8	109	-152	-43
2013-2014	0	0	0	110	1	6	2	119	-132	-13
2014-2015	0	-1	-1	101	1	6	11	119	-177	-58
Average	0	-2	-2	97	1	5	7	110	-159	-49



Year	New Clubs	Dropped Clubs	Gain/ Loss Clubs	New Members	Charter Members	Reinstate Members	Transfer Members	Total Member Added	Total Members Dropped	Gain/ Loss Members
2010-2011	1	0	1	14	31	0	2	47	-17	30
2011-2012	0	0	0	14	0	1	0	15	-15	0
2012-2013	0	-1	-1	20	0	0	2	22	-49	-27
2013-2014	0	0	0	19	0	1	0	20	-26	-6
2014-2015	1	0	1	12	34	0	0	46	-23	23
Average	0	0	0	16	13	0	1	30	-26	4

